

If you have any questions, please contact me at jamie@teachmommyteach.com

Thank you for downloading!

You May:

- use these resources in your own home or classroom for non-commercial use.
- print as many copies as you would like.
- share the website link, <https://teachmommyteach.com/>, where this printable can be found, so that others can download the file.

You May NOT:

- sell, give away, or share a printed copy. Each person should download separately and print.
- print out a copy for multiple teachers, as in an entire school, co-op, or other group. Each teacher should download separately and print.
- link directly to the pdf. Instead, link to the page on <https://teachmommyteach.com/> or <https://teacherspayteacher.com/> where you found the download.
- claim this or any part of this printable as your own.
- alter this printable and claim it as your own.
- host any of the files on your personal or other websites that can be shared with others.
- Upload this resource to any file sharing sites

Credits!! Thank you Speaking of Images and Open Clipart!



<https://www.teacherspayteachers.com/Store/Speaking-Of-Images>



<https://openclipart.org/>

Set 3 Book 2: Lolly-Pops

Pre-Reading Worksheets

Your child will continue to learn about the past tense -ed ending. Your child will learn that the -y ending is changed to -ies in plural words. Your child will read a few words with digraphs.

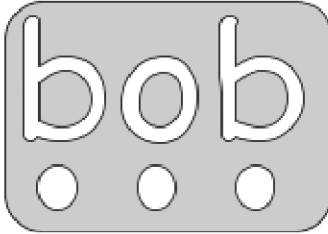
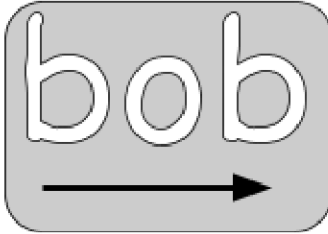

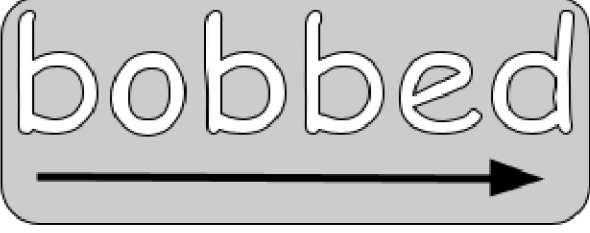

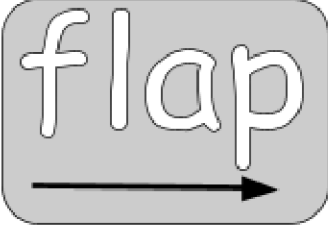


Name: _____

Words that end with **-ed** signal that something has already happened. The **-ed** represents either a **t sound** or a **d sound**. Read the following words. If the word ends with the **-ed** ending, circle the **-ed** ending, and write a **d** or a **t** above the circled **-ed**. If the **-ed** word ends with a voiced sound, the **-ed** will represent the **d sound**. If the **-ed** word ends with a voiceless sound, the **-ed** will represent the **t sound**. If the **-ed** word ends with a **D** or **T**, the **-ed** will represent the **id sounds**.

(Most children will be able to recognize the correct **t**, **d**, or **id sound** when they read a word that is already known in their speaking vocabulary. An adult may have to help children recognize that correct **t**, **d**, or **id sound** if the word is not already known in their speaking vocabulary.)

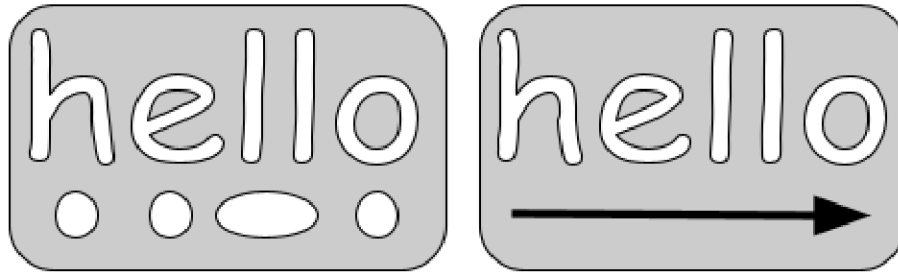
If a word has 1 vowel, 1 consonant, and is 1 syllable, the last letter before the **-ed** will be doubled.

Sound out the following words.

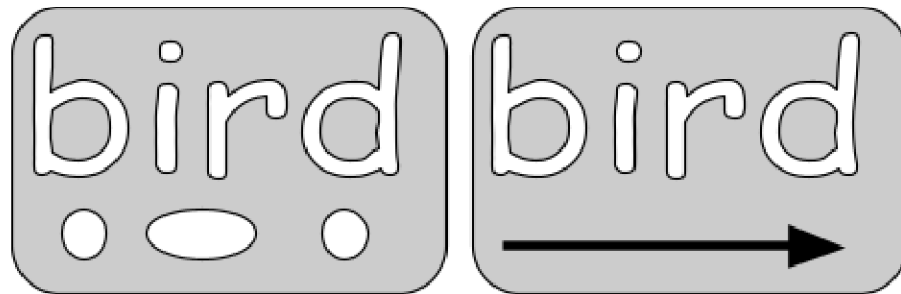
	
	
	
	

Name: _____

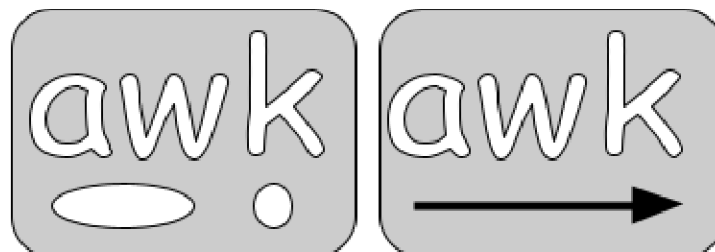
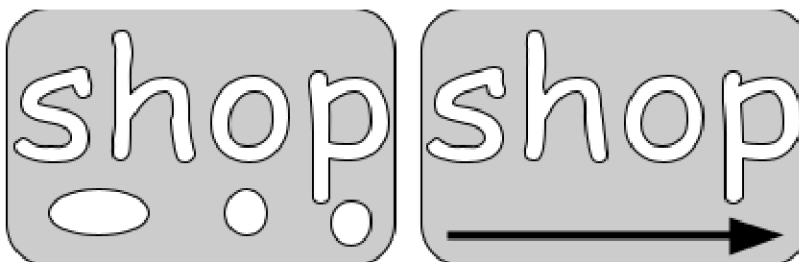
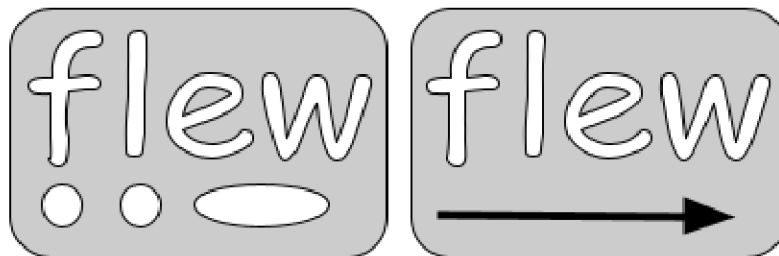
Sound out the following word. The **o** at the end of the word will represent the **long o** sound.



Sound out the following word. The **ir** at the end of the word will represent the **er** sound.

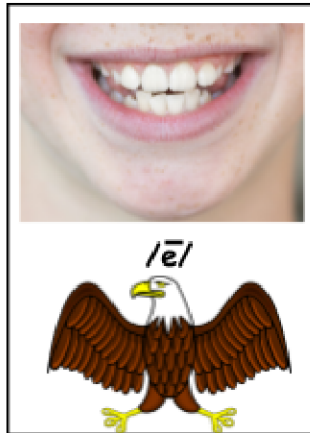


Sound out the following words.



Name: _____

The **y** at the end of words with 2 or more syllables represents a **long e** sound.
Practice saying the **long e** sound using the picture of the mouth below.



Sound out the following word. Remember the **y** will represent the **long e** sound.

Polly	Polly
jolly	jolly
Dolly	Dolly
lolly	lolly

Name: _____

When a word ends with a **y** that represents the **long e** sound is changed to the plural form, the **y** is dropped and changed to an **ie**. Then the **s** is added. Sound out the following words in the singular form and then in the plural form.

penny

penny

pennies

pennies

puppy

puppy

puppies

puppies

Set 3 Book 2: Lolly-Pops

Extra Practice Post-Reading Worksheets

Name: _____

Read the following short story to practice your new reading skills.

Dolly went to the pet shop. She saw a bird. The bird flapped and bobbed. The bird cost ten pennies. Dolly got the bird!

"Hello bird," said Dolly.

"Awk! Awk!" said the bird.

Dolly was jolly!